


Product data sheet

Specifications



rack, Modicon X80, 12 slots, Ethernet backplane



BMEXBP1200

Main

Range of product	Modicon X80
Accessory / separate part type	Rack

Complementary

Number of slots	8 bus X + Ethernet 4 bus X
Product compatibility	I/O module Specific application module BMXCPS power supply BMX processor BME processor
Power consumption in W	283 mW 3.3 V DC 3.9 W 24 V DC
Electrical connection	1 connector (XBE) expansion module
Fixing mode	By 4 M6 screws, mounting on plate By 4 screws - diameter: 4.32...6.35 mm, mounting on panel
Current consumption	164 mA at 24 V DC 86 mA at 3.3 V DC
MTBF reliability	1500000 H
Net weight	1.377 kg

Environment

IP degree of protection	IP20
Ambient air temperature for operation	0...60 °C
Relative humidity	5...95 % without condensation
Directives	2014/35/EU - low voltage directive 2014/30/EU - electromagnetic compatibility

Packing Units

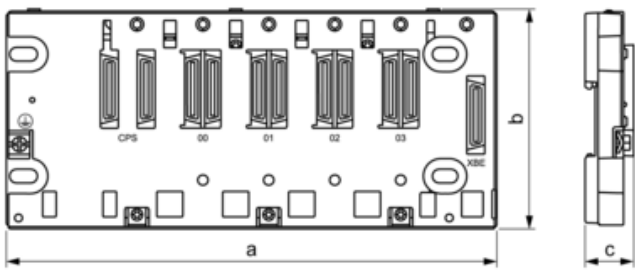
Unit Type of Package 1	PCE
Number of Units in Package 1	1
Package 1 Height	7.000 cm
Package 1 Width	16.000 cm
Package 1 Length	56.500 cm

Package 1 Weight	1.386 kg
Unit Type of Package 2	S04
Number of Units in Package 2	8
Package 2 Height	30.000 cm
Package 2 Width	40.000 cm
Package 2 Length	60.000 cm
Package 2 Weight	11.860 kg

Offer Sustainability

Sustainable offer status	Green Premium product
REACH Regulation	REACH Declaration
REACH free of SVHC	Yes
EU RoHS Directive	Pro-active compliance (Product out of EU RoHS legal scope) EU RoHS Declaration
Mercury free	Yes
China RoHS Regulation	China RoHS declaration
RoHS exemption information	Yes
Environmental Disclosure	Product Environmental Profile
Circularity Profile	End of Life Information
WEEE	The product must be disposed on European Union markets following specific waste collection and never end up in rubbish bins
California proposition 65	WARNING: This product can expose you to chemicals including: Lead and lead compounds, which is known to the State of California to cause cancer and birth defects or other reproductive harm. For more information go to www.P65Warnings.ca.gov

Dimensions



Dimensions in mm

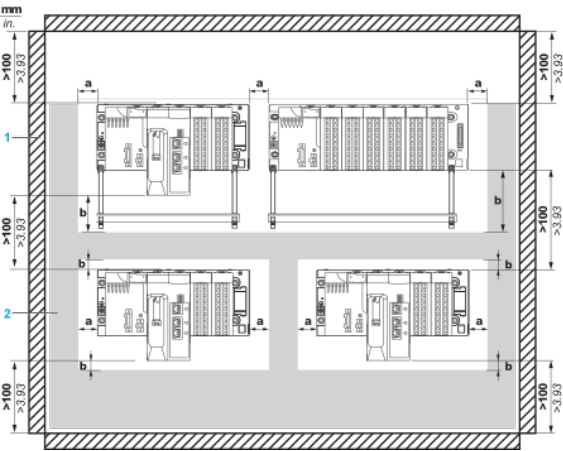
a		b	c
Empty Rack	Rack With Extender Module Mounted		
503.2	504.38	105.11 NOTE: Overall height is 134.6 with a CPU mounted.	19

Dimensions in in.

a		b	c
Empty Rack	Rack With Extender Module Mounted		
19.81	19.85	4.14 NOTE: Overall height is 5.30 with a CPU mounted.	0.75

Minimum Clearance

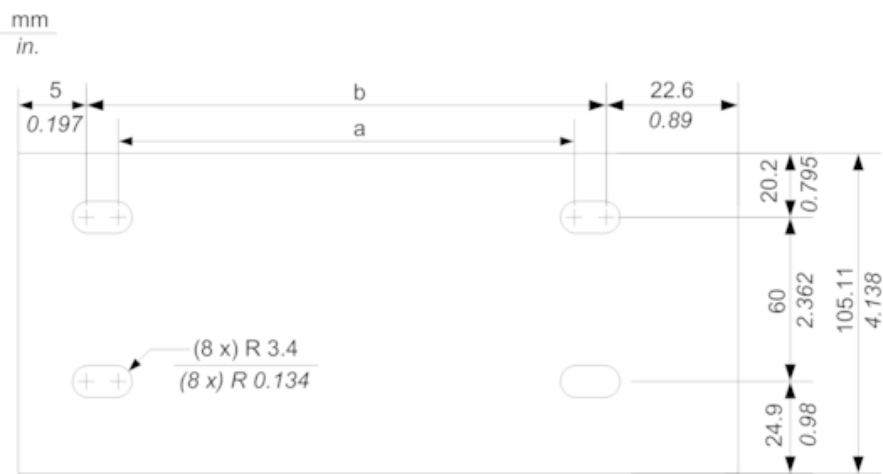
Minimum Clearance of a typical installation in a cabinet with ducts



- a Side clearance: > 40 mm (1.57 in.)
- b Top and bottom clearance with surrounding objects: > 20 mm (0.79 in.)
- 1 Installation or casing
- 2 Wiring duct or tray

Product data sheet **BMEXBP1200**

Mounting and Fastening the Rack on Panels



NOTE: You can use M4, M5, M6, or UNC #6 screws in the fastening holes.

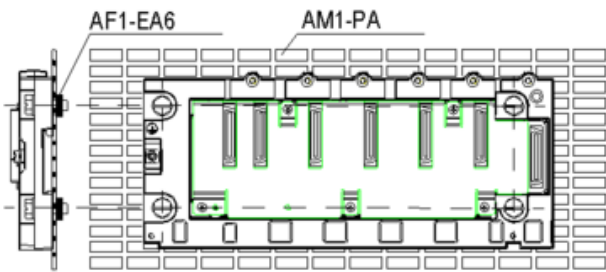
Dimensions in mm

a	b
462.9	475.6

Dimensions in in.

a	b
18.22	18.72

Mounting on Telequick Grid AM1-PA and AM3-PA Mounting Grids



Fasten the rack with four M4, M5, M6 or UNC #6 screws

Recommended replacement(s)