

Product datasheet

Specifications



circuit breaker Easypact EZC100N - TMD - 50 A - 3 poles 3d

EZC100N3050

Main

Range of product	EasyPact
Product or component type	Circuit breaker
Device short name	Easypact EZC100N
Circuit breaker name	Easypact EZC100N
Device application	Distribution
Poles description	3P
Protected poles description	3t
Network type	DC AC
Network frequency	50/60 Hz
[In] rated current	50 A at 40 °C
[Ui] rated insulation voltage	690 V AC 50/60 Hz conforming to IEC 60947-2
[Uimp] rated impulse withstand voltage	6 kV conforming to IEC 60947-2
[Ue] rated operational voltage	550 V AC 50/60 Hz conforming to IEC 60947-2 250 V DC conforming to IEC 60947-2
Breaking capacity code	N
Breaking capacity	10 kA Icu at 440 V AC 50/60 Hz conforming to IEC 60947-2 15 kA Icu at 400...415 V AC 50/60 Hz conforming to IEC 60947-2 18 kA Icu at 380 V AC 50/60 Hz conforming to IEC 60947-2 25 kA Icu at 110...130 V AC 50/60 Hz conforming to IEC 60947-2 25 kA Icu at 220...240 V AC 50/60 Hz conforming to IEC 60947-2 5 kA Icu at 125 V DC 1P conforming to IEC 60947-2 5 kA Icu at 250 V DC 2P conforming to IEC 60947-2 5 kA Icu at 550 V AC 50/60 Hz conforming to IEC 60947-2
[Ics] rated service breaking capacity	5 kA at 440 V AC 50/60 Hz conforming to IEC 60947-2 9 kA at 380 V AC 50/60 Hz conforming to IEC 60947-2 12.5 kA at 110/130 V AC 50/60 Hz conforming to IEC 60947-2 12.5 kA at 220/230/240 V AC 50/60 Hz conforming to IEC 60947-2 2.5 kA at 125 V DC conforming to IEC 60947-2 2.5 kA at 250 V DC conforming to IEC 60947-2 2.5 kA at 550 V AC 50/60 Hz conforming to IEC 60947-2 7.5 kA at 400/415 V AC 50/60 Hz conforming to IEC 60947-2
Suitability for isolation	Yes conforming to IEC 60947-2
Utilisation category	Category A
Trip unit name	TM-D
Trip unit technology	Thermal-magnetic
Trip unit rating	50 A at 50 °C

Protection type	Overload protection Short-circuit protection
Pollution degree	3 conforming to IEC 60664-1 3 conforming to IEC 947-1
Complementary	
Control type	Toggle
Mounting mode	Fixed
Mounting support	Backplate
Upside connection	Front
Downside connection	Front
Mechanical durability	8500 cycles
Electrical durability	Category A: 1500 cycles 415 V AC 50/60 Hz conforming to IEC 60947-2
Connection pitch	25 mm
Local signalling	Positive contact indication
Neutral protection setting	Without protection
Earth-leakage protection	Without
Height	130 mm
Width	75 mm
Depth	60 mm
Environment	
Standards	GB/T 14048.2 EN/IEC 60947-2 JIS C8201-2-2 EN/IEC 60947-1
IP degree of protection	IP20 conforming to IEC 60529
IK degree of protection	IK07 conforming to IEC 62262
Ambient air temperature for operation	-25...70 °C
Ambient air temperature for storage	-35...85 °C
Packing Units	
Unit Type of Package 1	PCE
Number of Units in Package 1	1
Package 1 Height	7.2 cm
Package 1 Width	9.4 cm
Package 1 Length	14.0 cm
Package 1 Weight	764.0 g
Unit Type of Package 2	S02
Number of Units in Package 2	12
Package 2 Height	15.0 cm
Package 2 Width	30.0 cm
Package 2 Length	40.0 cm
Package 2 Weight	9.483 kg
Unit Type of Package 3	P06

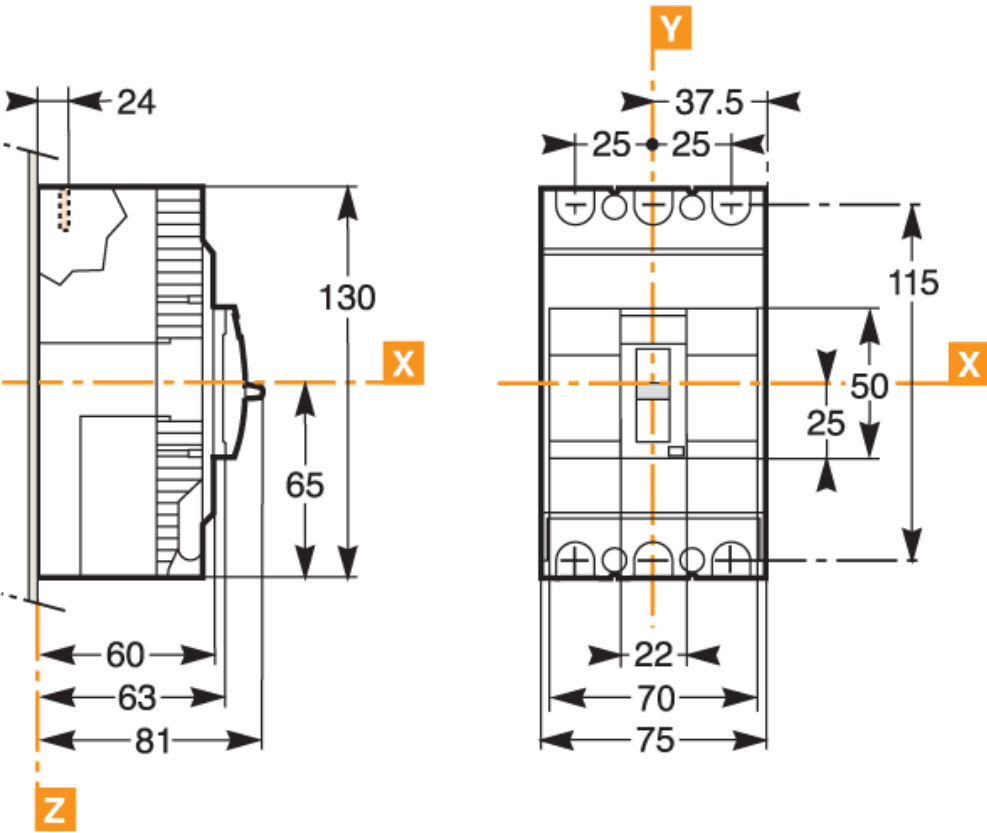
Number of Units in Package 3	192
Package 3 Height	77.0 cm
Package 3 Width	80.0 cm
Package 3 Length	60.0 cm
Package 3 Weight	160.228 kg

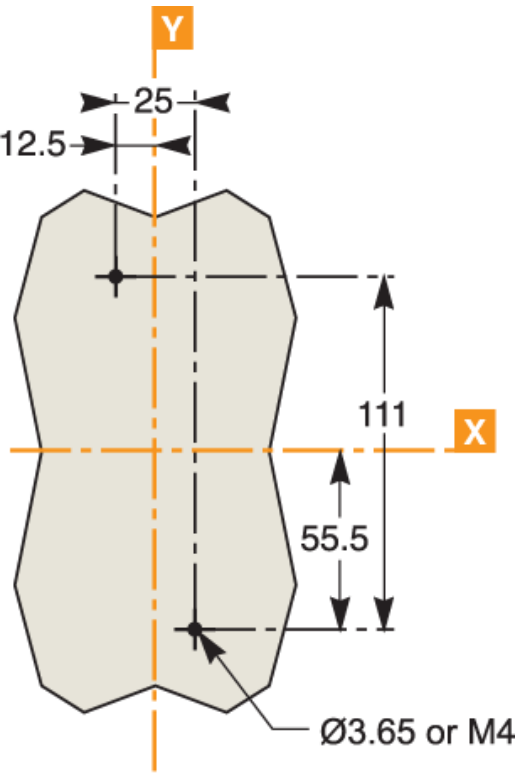
Offer Sustainability

Sustainable offer status	Green Premium product
REACH Regulation	REACH Declaration
REACH free of SVHC	Yes
EU RoHS Directive	Compliant EU RoHS Declaration
Toxic heavy metal free	Yes
Mercury free	Yes
China RoHS Regulation	China RoHS declaration
RoHS exemption information	Yes
Environmental Disclosure	Product Environmental Profile
WEEE	The product must be disposed on European Union markets following specific waste collection and never end up in rubbish bins

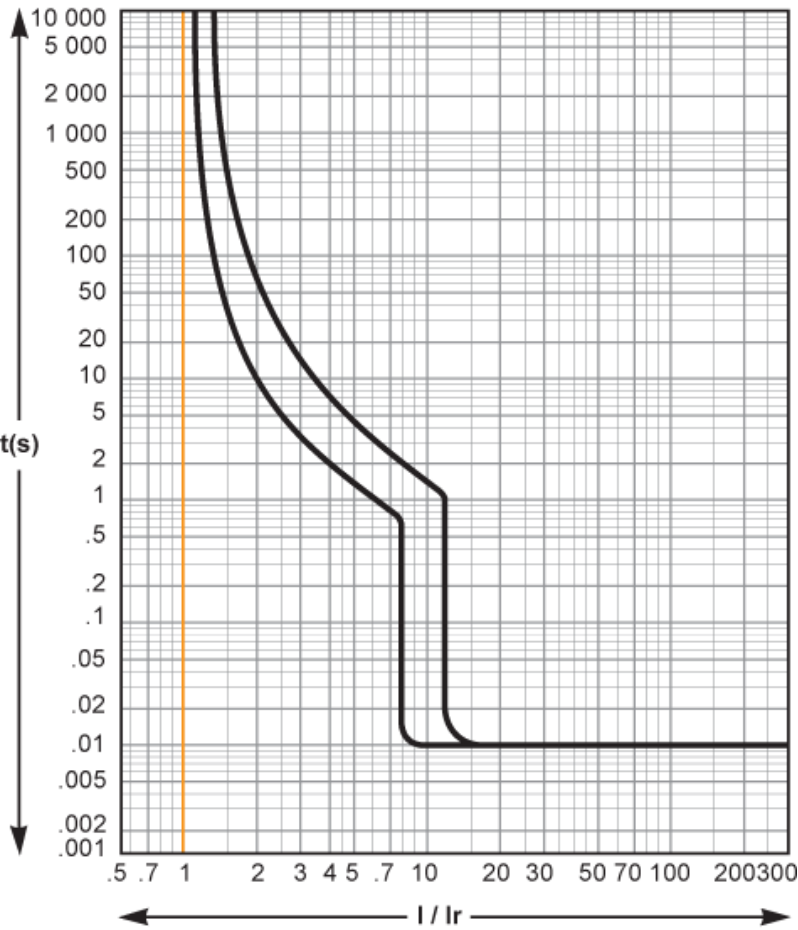
Contractual warranty

Warranty	18 months
----------	-----------





Performance Curves



Recommended replacement(s)