

# Product datasheet

Specifications



## Motion servo drive, Lexium 32, three phase supply voltage 208/480 V, 3 kW

LXM32CD30N4

### Main

Range of product	Lexium 32
Product or component type	Motion servo drive
Device short name	LXM32C
Format of the drive	Book
Network number of phases	Three phase
[Us] rated supply voltage	200...240 V - 15...10 % 380...480 V - 15...10 %
Supply voltage limits	170...264 V 323...528 V
Supply frequency	50/60 Hz - 5...5 %
Network frequency	47.5...63 Hz
EMC filter	Integrated
Continuous output current	10 A at 8 kHz
Output current 3s peak	30 A for 5 s
Maximum continuous power	2600 W at 230 V 5600 W at 400 V
Nominal power	2 kW at 230 V 8 kHz 3 kW at 400 V 8 kHz
Line current	11.6 A 74 % at 380 V, with external line choke of 1 mH 9.6 A 85 % at 480 V, with external line choke of 1 mH 7 A 152 % at 480 V, without line choke 9.8 A 146 % at 380 V, without line choke

### Complementary

Switching frequency	8 kHz
Overvoltage category	III
Maximum leakage current	30 mA
Output voltage	<= power supply voltage
Electrical isolation	Between power and control
Type of cable	Single-strand IEC cable (temperature: 50 °C) copper 90 °C XLPE/EPR
Electrical connection	Terminal, clamping capacity: 3 mm², AWG 12 (CN8) Terminal, clamping capacity: 5 mm², AWG 10 (CN1) Terminal, clamping capacity: 5 mm², AWG 10 (CN10)
Tightening torque	CN8: 0.5 N.m CN1: 0.7 N.m

	CN10: 0.7 N.m
Discrete input number	2 safety discrete input(s) 6 logic discrete input(s)
Discrete input type	Logic (DI terminals) Safety (compliment of STO_A, compliment of STO_B terminals)
Sampling duration	ANA1+/ANA1-, ANA2+/ANA2-: 0.25 ms analog DI: 0.25 ms discrete
Discrete input voltage	24 V DC for logic 24 V DC for safety
Discrete input logic	Positive (compliment of STO_A, compliment of STO_B) at State 0: < 5 V at State 1: > 15 V conforming to EN/IEC 61131-2 type 1 Positive (DI) at State 0: > 19 V at State 1: < 9 V conforming to EN/IEC 61131-2 type 1 Positive or negative (DI) at State 0: < 5 V at State 1: > 15 V conforming to EN/IEC 61131-2 type 1
Response time	<= 5 ms compliment of STO_A, compliment of STO_B
Discrete output number	5
Discrete output type	Logic output(s) (DO)24 V DC
Discrete output voltage	<= 30 V DC
Discrete output logic	Positive or negative (DO) conforming to EN/IEC 61131-2
Contact bounce time	<= 1 ms for compliment of STO_A, compliment of STO_B 0.25 µs...1.5 ms for DI
Braking current	50 mA
Analogue input number	2
Response time on output	250 µs (DO) for discrete output(s)
Absolute accuracy error	< +/- 0.5 %
Linearity error	< +/- 0.1 %
Analogue input type	ANA1+/ANA1-, ANA2+/ANA2- analog input: differential +/- 10 V, impedance: >= 20 Ohm, resolution: 14 bits
Control signal type	Servo motor encoder feedback Pulse train output (PTO) RS422 <500 kHz <100 m Pulse/direction (P/D), A/B, CW/CCW 5 V, 24 V link (open collector) <10 kHz <1 m Pulse/direction (P/D), A/B, CW/CCW 5 V, 24 V link (push-pull) <200 kHz <10 m Pulse/direction (P/D), A/B, CW/CCW RS422 <1000 kHz <100 m
Protection type	Against reverse polarity: inputs signal Against short-circuits: outputs signal
Safety function	STO (safe torque off), integrated
Safety level	SIL 3 conforming to EN/IEC 61508 PL = e conforming to ISO 13849-1
Communication interface	Modbus, integrated
Connector type	RJ45 (labelled CN7) for Modbus
Commissioning port	2-wire RS485 multidrop for Modbus
Transmission rate	9600, 19200, 38400 bps for bus length of 40 m for Modbus
Number of addresses	1...247 for Modbus
Status LED	1 LED (red) servo drive voltage
Signalling function	Display of faults 7 segments
Marking	CE
Operating position	Vertical +/- 10 degree
Product compatibility	Servo motor BMH (100 mm, 3 motor stacks) Servo motor BMH (140 mm, 1 motor stacks) Servo motor BSH (100 mm, 3 motor stacks) Servo motor BSH (100 mm, 4 motor stacks) Servo motor BSH (140 mm, 1 motor stacks)
Width	68 mm
Height	270 mm
Depth	237 mm

Net weight	2.6 kg
<b>Environment</b>	
Electromagnetic compatibility	Conducted EMC, class A group 1 conforming to EN 55011 Conducted EMC, class A group 2 conforming to EN 55011 Conducted EMC, environment 2 category C3 conforming to EN/IEC 61800-3 Conducted EMC, category C2 conforming to EN/IEC 61800-3 Conducted EMC, environments 1 and 2 conforming to EN/IEC 61800-3 Electrostatic discharge immunity test, level 3 conforming to EN/IEC 61000-4-2 Susceptibility to electromagnetic fields, level 3 conforming to EN/IEC 61000-4-3 1.2/50 µs shock waves immunity test, level 3 conforming to EN/IEC 61000-4-5 Electrical fast transient/burst immunity test, level 4 conforming to EN/IEC 61000-4-4 Radiated EMC, class A group 2 conforming to EN 55011 Radiated EMC, category C3 conforming to EN/IEC 61800-3
Standards	EN/IEC 61800-3 EN/IEC 61800-5-1
Product certifications	UL TÜV CSA
IP degree of protection	IP20 conforming to EN/IEC 60529 IP20 conforming to EN/IEC 61800-5-1
Vibration resistance	1 gn (f= 13...150 Hz) conforming to EN/IEC 60068-2-6 1.5 mm peak to peak (f= 3...13 Hz) conforming to EN/IEC 60068-2-6
Shock resistance	15 gn for 11 ms conforming to EN/IEC 60028-2-27
Pollution degree	2 conforming to EN/IEC 61800-5-1
Environmental characteristic	Classes 3C1 conforming to IEC 60721-3-3
Relative humidity	Class 3K3 (5 to 85 %) without condensation conforming to IEC 60721-3-3
Ambient air temperature for operation	0...50 °C conforming to UL
Ambient air temperature for storage	-25...70 °C
Type of cooling	Integrated fan
Operating altitude	<= 1000 m without derating > 1000...3000 m with conditions

### Packing Units

Unit Type of Package 1	PCE
Number of Units in Package 1	1
Package 1 Height	10.5 cm
Package 1 Width	27.5 cm
Package 1 Length	33 cm
Package 1 Weight	3.21 kg
Unit Type of Package 2	S03
Number of Units in Package 2	2
Package 2 Height	30 cm
Package 2 Width	30 cm
Package 2 Length	40 cm
Package 2 Weight	7.133 kg
Unit Type of Package 3	P06
Number of Units in Package 3	16
Package 3 Height	80 cm
Package 3 Width	80 cm
Package 3 Length	60 cm

Package 3 Weight	65.564 kg
------------------	-----------

Offer Sustainability

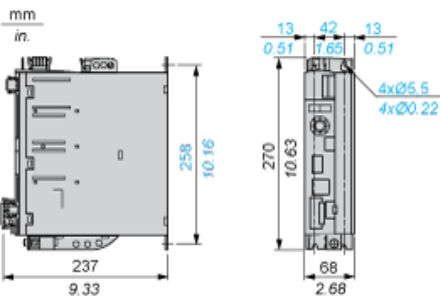
Sustainable offer status	Green Premium product
REACH Regulation	<a href="#">REACH Declaration</a>
EU RoHS Directive	Pro-active compliance (Product out of EU RoHS legal scope) <a href="#">EU RoHS Declaration</a>
Mercury free	Yes
China RoHS Regulation	<a href="#">China RoHS declaration</a>
RoHS exemption information	<a href="#">Yes</a>
Environmental Disclosure	<a href="#">Product Environmental Profile</a>
Circularity Profile	<a href="#">End of Life Information</a>
WEEE	The product must be disposed on European Union markets following specific waste collection and never end up in rubbish bins
PVC free	Yes

Contractual warranty

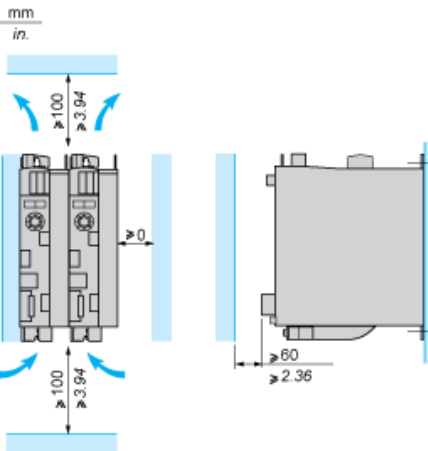
Warranty	18 months
----------	-----------

Lexium 32 Servo Drive

Dimensions



Mounting Recommendations



LXM32•U45M2, •U90M2 and LXM32•U60N4 servo drives are cooled by natural convection. LXM32•D18M2, •D30M2, LXM32 •D12N4, •D18N4, •D30N4 and •D72N4servo drives have an integrated fan.

When installing the servo drive in the enclosure, follow the instructions below with regard to the temperature and protection index:

- Provide sufficient cooling of the servo drive
- Do not mount the servo drive near heat sources
- Do not mount the servo drive on flammable materials
- Do not heat the servo drive cooling air by currents of hot air from other equipment and components, for example from an external braking resistor
- Mount the servo drive vertically ( $\pm 10\%$ )
- If the servo drive is used above its thermal limits, control stops due to overtemperature

NOTE: For cables that are connected via the underside of the servo drive, a free space  $\geq 200$  mm/7.87 in. is required under the unit to comply with the bending radius of the connection cables.

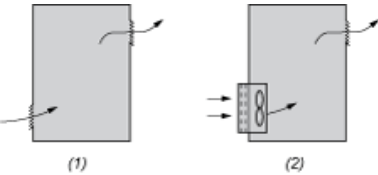
Ambient temperature	Mounting distances	Instructions to be followed
0°C...+ 50°C	d $\geq 0$ mm	–
+ 50°C...+ 60°C	d $\geq 0$ mm	Reduce the output current by 2.2% per °C above 50°C

NOTE: Do not use insulated enclosures, as they have a poor level of conductivity.

Recommendations for Mounting in an Enclosure

To ensure good air circulation in the servo drive:

- Fit ventilation grilles on the enclosure.
- Ensure that ventilation is adequate, otherwise install a forced ventilation unit with a filter.



- (1)

Natural convection
- (2)

Forced ventilation

- Any apertures and/or fans must provide a flow rate at least equal to that of the servo drive fans (refer to characteristics).
- Use special filters with IP 54 protection.

Mounting in Metal Enclosure (IP 54 Degree of Protection)

The servo drive must be mounted in a dust and damp proof enclosure in certain environmental conditions, such as dust, corrosive gases, high humidity with risk of condensation and dripping water, splashing liquid, etc. In these cases, Lexium 32 servo drives can be installed in an enclosure where the internal temperature must not exceed 60°C.

Recommended replacement(s)