

Product data sheet

Specifications



interface plug in relay, Harmony Electromechanical Relays, 10A, 1CO, with LED, lockable test but to n, 48V DC

RXG12ED

Product availability : Stock - Normally stocked in distribution facility

Price* : 10.80 USD

Main

Range of Product	Harmony Electromechanical Relays
Series name	Interface relay
Product or Component Type	Plug-in relay
Device short name	RXG
Contacts type and composition	1 C/O
[lthe] conventional enclosed thermal current	10 A -40...131 °F (-40...55 °C)
Local signalling	Flag

Complementary

Status LED	With
[le] rated operational current	10 A 30 V DC) UL 10 A 30 V DC) IEC 10 A 250 V AC) IEC 10 A 250 V AC) UL
Electrical durability	100000 cycles NO resistive at 55 °C 100000 cycles NC resistive at 55 °C
Coil resistance	4400 Ohm +/- 10 %
Shock resistance	20 gn in operation 100 gn not in operation
Mounting position	Any position
[Uc] control circuit voltage	48 V DC
Colour of cover	Standard
Drop-out voltage threshold	>= 0.1 Uc DC
Load current	10 A 250 V AC
Minimum switching capacity	500 mW at 100 mA, 5 V DC
Maximum switching capacity	2500 VA
Control type	Lockable test button
Torque Value	7.08 lbf.in (0.8 N.m)
Contact resistance	100 mOhm

* Price is “List Price” and may be subject to a trade discount – check with your local distributor or retailer for actual price.

Insulation resistance	1000 MOhm at 500 V DC
Electrical Insulation Class	Class F
Mechanical durability	10000000 cycles
Safety reliability data	B10d = 100000
Operating time	20 ms
Reset time	20 ms
Overvoltage category	III
Maximum switching voltage	250 V AC 30 V DC
Protection category	RT I
Operating rate	<= 1800 cycles/hour under load <= 18000 cycles/hour no-load
Utilisation coefficient	20 %
Pollution degree	2
[Ui] rated insulation voltage	250 V IEC 300 V CSA 300 V UL
Dielectric strength	1000 V AC between contacts with micro disconnection 5000 V AC between coil and contact with reinforced insulation
Test levels	Level A group mounting
Device presentation	Complete product
Contacts material	Silver alloy (AgSnO2In2O3)
Net Weight	0.04 lb(US) (0.02 kg)

Environment

Standards	CSA C22.2 No 14 IEC 61810-1 UL 508
Product Certifications	CSA CE EAC UL DNV-GL
Ambient Air Temperature for Storage	-40...185 °F (-40...85 °C)
Ambient air temperature for operation	-40...158 °F (-40...70 °C)
IP Degree of Protection	IP40
Relative humidity	10...85 %
Vibration resistance	3 gn +/- 0.75 mm 10...150 Hz)in operation 5 gn +/- 0.75 mm 10...150 Hz)not in operation

Ordering and shipping details

Category	21127-ZELIO ICE CUBE RELAYS
Discount Schedule	CP2
GTIN	3606480688744
Returnability	No
Country of origin	CN

Packing Units

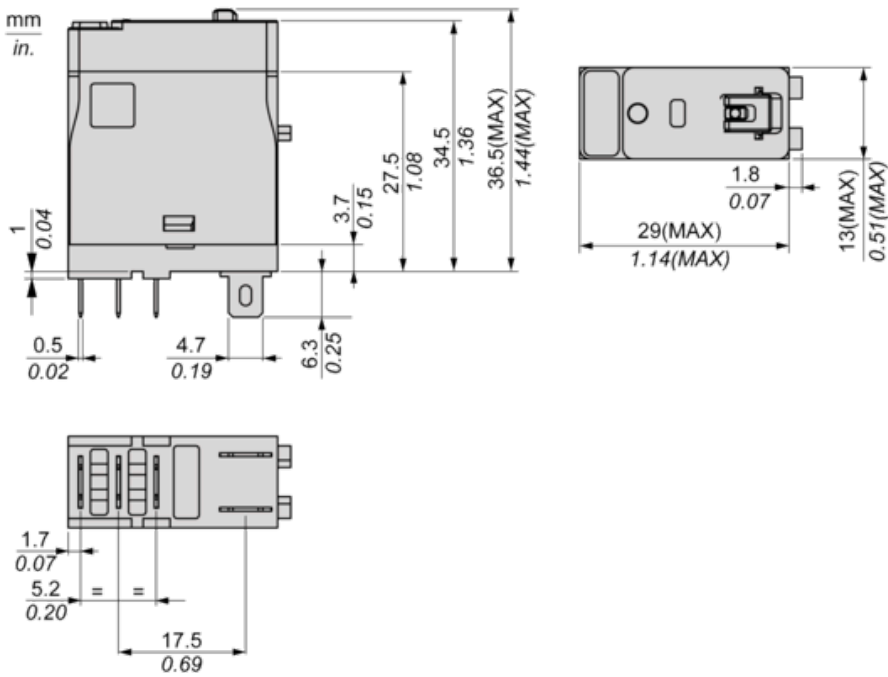
Unit Type of Package 1	PCE
------------------------	-----

Number of Units in Package 1	1
Package 1 Height	1.36 in (3.45 cm)
Package 1 Width	3.64 in (9.25 cm)
Package 1 Length	3.39 in (8.6 cm)
Package 1 Weight	8.04 oz (228 g)

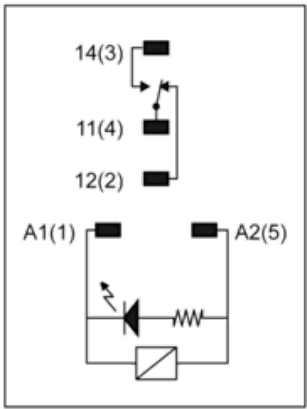
Offer Sustainability

Sustainable offer status	Green Premium product
California proposition 65	WARNING: This product can expose you to chemicals including: Nickel compounds, which is known to the State of California to cause cancer, and Di-isodecyl phthalate (DIDP), which is known to the State of California to cause birth defects or other reproductive harm. For more information go to www.P65Warnings.ca.gov
REACH Regulation	REACH Declaration
REACH free of SVHC	Yes
EU RoHS Directive	Pro-active compliance (Product out of EU RoHS legal scope) EU RoHS Declaration
Toxic heavy metal free	Yes
Mercury free	Yes
China RoHS Regulation	China RoHS declaration
RoHS exemption information	Yes
Environmental Disclosure	Product Environmental Profile
Circularity Profile	No need of specific recycling operations

Dimensions

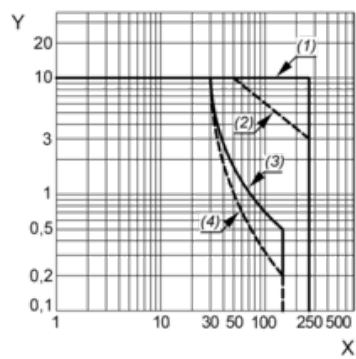


Wiring Diagram



Performance Curves

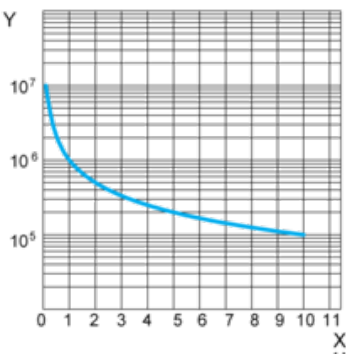
Maximum Switching Capacity



- X : Switching voltage (V)
Y : Switching current (A)
(1) AC Resistive Load
(2) AC Inductive Load cos(φ)=0.4
(3) DC Resistive Load
(4) DC Inductive Load (L/R=7ms)

Life Expectancy

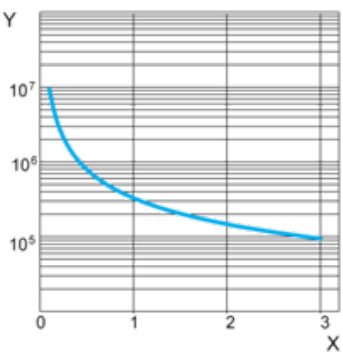
Resistive Load



- X : Contact Current (A)
Y : Operating Cycle Number

Life Expectancy

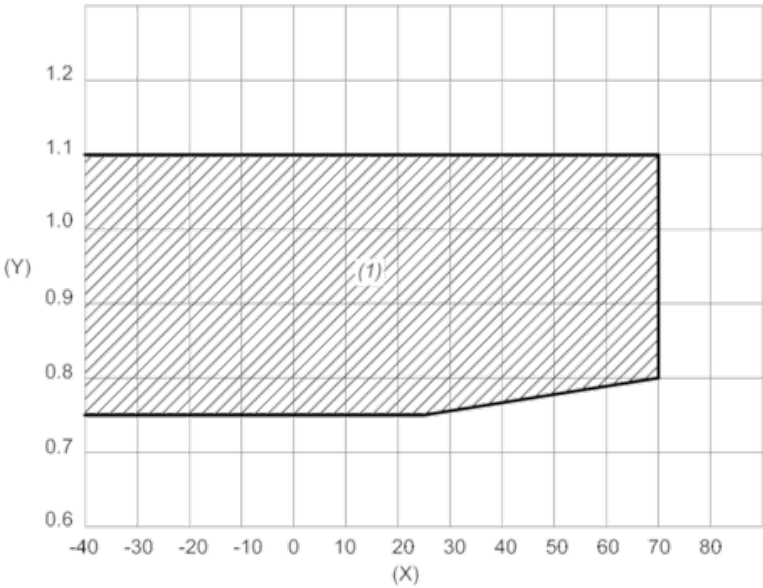
Inductive Load



- X : Contact Current (A)
Y : Operating Cycle Number
NOTE: These are typical curves, actual durability depends on load, environment, duty cycle, etc.

Coil Operating Range

DC Coil Operating Range VS Ambient Temperature



X : Ambient temperature (°C)
Y : Coil voltage (U/Uc)
(1) Permitted operating range area

Recommended replacement(s)