

XUB1BPBNM12

Photoelectric sensors XU, XUB, reflex, Sn 4 m, 12...24 VDC, M12



Main

Range of product	Telemecanique Photoelectric sensors XU
Series name	General purpose single mode
Electronic sensor type	Photo-electric sensor
Sensor name	XUB
Sensor design	Cylindrical M18
Detection system	Reflex
Material	Metal
Line of sight type	Axial
Type of output signal	Discrete
Supply circuit type	DC
Wiring technique	3-wire
Discrete output type	PNP
Discrete output function	1 NC
Electrical connection	1 male connector M12, 4 pins
Product specific application	-
Emission	Infrared reflex
[Sn] nominal sensing distance	4 m reflex need reflector XUZC50

Complementary

Enclosure material	Nickel plated brass
Lens material	PMMA
Maximum sensing distance	5.5 m reflex
Output type	Solid state
Add on output	Without
Wire insulation material	PvR
Status LED	1 LED (yellow) for output state
[Us] rated supply voltage	12...24 V DC with reverse polarity protection
Supply voltage limits	10...36 V DC
Switching capacity in mA	<= 100 mA (overload and short-circuit protection)
Switching frequency	<= 500 Hz
Maximum voltage drop	<1.5 V (closed state)
Current consumption	35 mA no-load
Maximum delay first up	15 ms
Maximum delay response	1 ms
Maximum delay recovery	1 ms
Setting-up	Without sensitivity adjustment
Diameter	18 mm
Length	62 mm
Net weight	0.05 kg

The information provided in this documentation contains general descriptions and/or technical characteristics of the performance of the products contained herein. This documentation is not intended as a substitute for and is not to be used for determining suitability or reliability of these products for specific user applications. It is the duty of any such user or integrator to perform the appropriate and complete risk analysis, evaluation and testing of the products with respect to the relevant specific application or use thereof. Neither TWSS Holding nor any of its affiliates or subsidiaries shall be responsible or liable for misuse of the information contained herein.

Environment

Product certifications	UL[RETURN]CE[RETURN]CSA
Ambient air temperature for operation	-25...55 °C
Ambient air temperature for storage	-40...70 °C
Vibration resistance	7 gn, amplitude = +/- 1.5 mm (f = 10...55 Hz) conforming to IEC 60068-2-6
Shock resistance	30 gn (duration = 11 ms) conforming to IEC 60068-2-27
IP degree of protection	IP67 double insulation conforming to IEC 60529 IP65 double insulation conforming to IEC 60529 IP69K double insulation conforming to DIN 40050

Packing Units

Unit Type of Package 1	PCE
Number of Units in Package 1	1
Package 1 Height	4.0 cm
Package 1 Width	6.5 cm
Package 1 Length	9.5 cm
Package 1 Weight	52.0 g
Unit Type of Package 2	S01
Number of Units in Package 2	22
Package 2 Height	15.0 cm
Package 2 Width	15.0 cm
Package 2 Length	40.0 cm
Package 2 Weight	1.358 kg

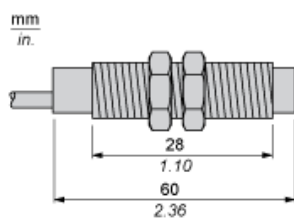
Offer Sustainability

Sustainable offer status	Green Premium product
California proposition 65	WARNING: This product can expose you to chemicals including: Diisononyl phthalate (DINP), which is known to the State of California to cause cancer, and Di-isodecyl phthalate (DIDP), which is known to the State of California to cause birth defects or other reproductive harm. For more information go to www.P65Warnings.ca.gov
For all Reach Rohs enquiries contact us at	sustainability@tesensors.com

Contractual warranty

Warranty	18 months
----------	-----------

Dimensions



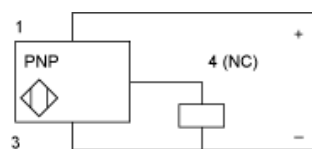
Wiring Schemes

M12 Connector

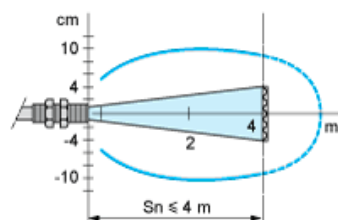


- 1 : (+)
- 3 : (-)
- 4 : OUT/Output

PNP Outputs



Detection Curves



With reflector XU5C50